

# Handwriting

## Practice

### Booklet



Name: \_\_\_\_\_

Reg: \_\_\_\_\_

Tutor: \_\_\_\_\_

# Handwriting Practice

a b c d e f g h i j k l m  
n o p q r s t u v w x y z

A B C D E F G H I J K L M  
N O P Q R S T U V W X Y Z



Writing is one of the most important ways of communicating with other people. It is important then that your writing can easily be read by others.

There are just a few simple rules that you should follow to make your writing easier to read:

1. Letters must be formed correctly

- good not good

2. Letters should be the same height

- beautiful not beautiful

3. All letters should slope the same way

- tall not tall

4. Letters and words should be spaced correctly.

DO not space out letters too far

- people not people

5. Between words you should leave enough space  
to fit a letter o

- Once upon a time

not

Onceupon a time

Your handwriting is very individual and  
unique to you; you don't have to change it...


Just improve it!



Most people use different styles of handwriting for different purposes...

- Quick notes, e.g. shopping lists
- Work in your exercise-book
  - Important letters

a). Make a rapid list of things you need to bring for a cookery lesson:




b). Write the heading for a piece of school work.  
Give your name, the subject and today's date

--	--



c). Begin a letter to your local newsagent who is seeking "a keen boy or girl to do a morning paper-round".



# Patterns

Now, before we start to think about forming letters, let's look at some useful patterns that will help to relax your hand and make your writing flow more smoothly.

*cccc cccc cccc cccc*

Copy this pattern carefully. Try to relax your hand as you write. This pattern will help when you write the letters: *c a d g q o e*

---

---

---

---

Now try these:

*c* \_\_\_\_\_ *c*

*a* \_\_\_\_\_ *a*

d \_\_\_\_\_ d

g \_\_\_\_\_ g

q \_\_\_\_\_ q

o \_\_\_\_\_ o

e \_\_\_\_\_ e

*oooo oooo oooo oooo*

Copy this pattern carefully. Try to relax your hand as you write. This pattern will help when you write the letter o and join it to other letters.

\_\_\_\_\_

\_\_\_\_\_

\_\_\_\_\_

\_\_\_\_\_

Now try these:

oa \_\_\_\_\_ oa

oo \_\_\_\_\_ oo



on \_\_\_\_\_ on

og \_\_\_\_\_ og

od \_\_\_\_\_ od

op \_\_\_\_\_ op

hm hm hm hm hm hm

Copy this pattern carefully. Try to relax your hand  
as you write. This pattern will help when you  
write the letters: h b k

\_\_\_\_\_

\_\_\_\_\_

\_\_\_\_\_

\_\_\_\_\_

Now try these:

h \_\_\_\_\_ h

b \_\_\_\_\_ b

k \_\_\_\_\_ k

uw uw uw uw uw

wy wy wy wy wy

Copy these patterns carefully. Try to relax your hand as you write. These patterns will help when you write the letters: i u y j

uw \_\_\_\_\_

wy \_\_\_\_\_

Now try these:

i \_\_\_\_\_ i

u \_\_\_\_\_ u

y \_\_\_\_\_ y

j \_\_\_\_\_ j



mm mm mm mm mm

rmm rmm rmm rmm rmm

Copy these patterns carefully. Try to relax your hand as you write. These patterns will help when you write the letters: r n m p

mm \_\_\_\_\_

rmm \_\_\_\_\_

Now try these letters:

r \_\_\_\_\_ r

n \_\_\_\_\_ n

m \_\_\_\_\_ m

p \_\_\_\_\_ p



Uu Uu Uu Uu Uu

il il il il il

Copy these patterns carefully. Try to relax your hand as you write. These patterns will help when you write the letters: i u l t

Uu \_\_\_\_\_

il \_\_\_\_\_

Now try these letters:

i \_\_\_\_\_ i

u \_\_\_\_\_ u

l \_\_\_\_\_ l

t \_\_\_\_\_ t



WW WW WW WW WW

//// //// //// //// //

Copy these patterns carefully. Try to relax your hand as you write. These patterns will help when you write the letters: V W X Z

WW \_\_\_\_\_

//// \_\_\_\_\_

Now try these letters:

V \_\_\_\_\_ V


W \_\_\_\_\_ W

X \_\_\_\_\_ X

Z \_\_\_\_\_ Z



These are parallel down strokes. Copy these patterns carefully. This will help you to keep the slopes of your letter even.



Now try these letters:

i \_\_\_\_\_ i

l \_\_\_\_\_ l

h \_\_\_\_\_ h

t \_\_\_\_\_ t

b \_\_\_\_\_ b

f \_\_\_\_\_ f

# Letters

Look closely at the way individual letters are formed. Check that you always start in the correct place. All letters start at the top, except d and e.

Practise each letter in this order:

1. Write three letters
2. Check which is the best
3. Write another three
4. Check again
5. Now practise some more

Follow the direction of the arrows with your pencil to get used to the movement of the letter, and then practise each one.

# Joining

When you are sure of the correct way to form your letters and have practised the patterns to relax your hand, you will want to begin joining your letters.

There are two types of joins.....

Some letters join diagonally: city

Other letters join horizontally: food

Some points to remember:

1. Take care when you join a letter to a c d g q o s

Remember: these are reversing letter. First make the joining stroke, then reverse to start the letter:

have ice bad age equal list hop

2. The letters which follow b g j p q s y z need not to be joined:

ball get post quiz

3. The letter s & f may be written in different ways



4. The letter *t* joins to other letters in two ways:

diagonal: *th*

horizontal: *tw*

The following words have Horizontal Joins. Write the word, check and write 1 again. Do this several times and then choose the best.

*to*

*from*

*room*

*two*

*fox*

*vote*

*rose*

The following words have Diagonal Joins. Write the word, check, and write it again. Do this several times and then choose the best.

it \_\_\_\_\_

hide \_\_\_\_\_

came \_\_\_\_\_

chain \_\_\_\_\_

mum \_\_\_\_\_

that \_\_\_\_\_

dig \_\_\_\_\_

has \_\_\_\_\_

The following words have Unjoined letters in them.  
Write the word, check, and write it again. Do this  
several times and then choose the best.

gap

jug

you

zero

jump

jim

rest

*Activity*

*Section*

# Riding

Read the following paragraph and copy it out.

Millions of young people all round the world enjoy riding. There is a lot more to riding than just getting up and doing it. Caring for your pony is very important. A pony needs to be well fed and watered. It also needs daily attention and grooming. A happy willing pony will be the reward for all your hard work.

---

---

---

---

---

---

---

---

---

---

Copy each word:

bridle

\_\_\_\_\_

reins

\_\_\_\_\_

grooming

\_\_\_\_\_



girth

\_\_\_\_\_

saddle

\_\_\_\_\_

stirrups

\_\_\_\_\_

# The Olympic Games

Read this account and copy it.

The Olympic Games began 2000 years ago in Greece. The modern Olympics started in 1896 and are held every four years. The next Olympics will be held in London in 2012 and the world's athletes will take part in many events. The Olympic flag consists of five rings which represent the five continents.

---

---

---

---

---

---

---

---

---

---



sports

\_\_\_\_\_

record

\_\_\_\_\_



courage

\_\_\_\_\_

winner

\_\_\_\_\_

skill

\_\_\_\_\_


speed

\_\_\_\_\_

Using the Olympic Flag below, find information on the London Olympics and write it in the circles.

Remember to use your best handwriting at all times.





# Filling in a Form

Block capital letters are usually required for the completion of official forms.

Complete the form below using block capitals.

**SURNAME**

--	--	--	--	--	--	--	--	--	--	--	--	--	--	--

**FORENAME(S)**

--	--	--	--	--	--	--	--	--	--	--	--	--	--	--

**TITLE:** (Mr/Mrs/Miss/Master)

--	--	--	--	--	--

**ADDRESS**

--	--	--	--	--	--	--	--	--	--	--	--	--	--	--

--	--	--	--	--	--	--	--	--	--	--	--	--	--	--

**TOWN**

--	--	--	--	--	--	--	--	--	--	--	--	--

**COUNTY & POSTCODE**


## Writing a personal letters

Mr. Peter Evans  
Home Farm  
Lower Longwood  
SY5 6RC

4<sup>th</sup> September 2011

Dear Pete,

How are things? I see that Manchester United lost their last few games! I have missed the last few matches – too busy with my Geography studies.


The London trip on Saturday is supposed to get us there by 11:30 am. Please try to be in Trafalgar Square near the National Gallery and don't forget our tickets for the Olympics! See you soon,

All the best,

Jon

*Here are two envelopes to address:*

*Remember your writing needs to be neat in order for the letter to arrive at the correct address.*



*Address this one to yourself and another to Peter.*



You may come across the following words many times in your SCIENCE lesson. Copy each word several times.

pressure\_\_\_\_\_

\_\_\_\_\_

thermometer\_\_\_\_\_

\_\_\_\_\_

molecule\_\_\_\_\_

\_\_\_\_\_

oxygen\_\_\_\_\_

\_\_\_\_\_

solution\_\_\_\_\_

\_\_\_\_\_

chemical\_\_\_\_\_

\_\_\_\_\_

electricity\_\_\_\_\_

\_\_\_\_\_

particle\_\_\_\_\_

\_\_\_\_\_



You may come across the following words many times in your GEOGRAPHY lesson. Copy each word several times.

equator\_\_\_\_\_

\_\_\_\_\_

irrigation\_\_\_\_\_

\_\_\_\_\_

antarctic\_\_\_\_\_

\_\_\_\_\_

stalagmite\_\_\_\_\_

\_\_\_\_\_

conurbation\_\_\_\_\_

\_\_\_\_\_

resources\_\_\_\_\_

\_\_\_\_\_

longitude\_\_\_\_\_

\_\_\_\_\_

latitude\_\_\_\_\_

\_\_\_\_\_



You may come across the following words many times in your HISTORY lesson. Copy each word several times.

soldier \_\_\_\_\_

\_\_\_\_\_

knight \_\_\_\_\_

\_\_\_\_\_

defeat \_\_\_\_\_

\_\_\_\_\_

castle \_\_\_\_\_

\_\_\_\_\_

shield \_\_\_\_\_

\_\_\_\_\_

medieval \_\_\_\_\_

\_\_\_\_\_

manor \_\_\_\_\_

\_\_\_\_\_

invasion \_\_\_\_\_

\_\_\_\_\_



You may come across the following words many times in your MATHS lesson. Copy each word several times.

metre \_\_\_\_\_

coordinate \_\_\_\_\_

multiply \_\_\_\_\_

equation \_\_\_\_\_

addition \_\_\_\_\_

parallel \_\_\_\_\_

triangular \_\_\_\_\_

percentage \_\_\_\_\_

